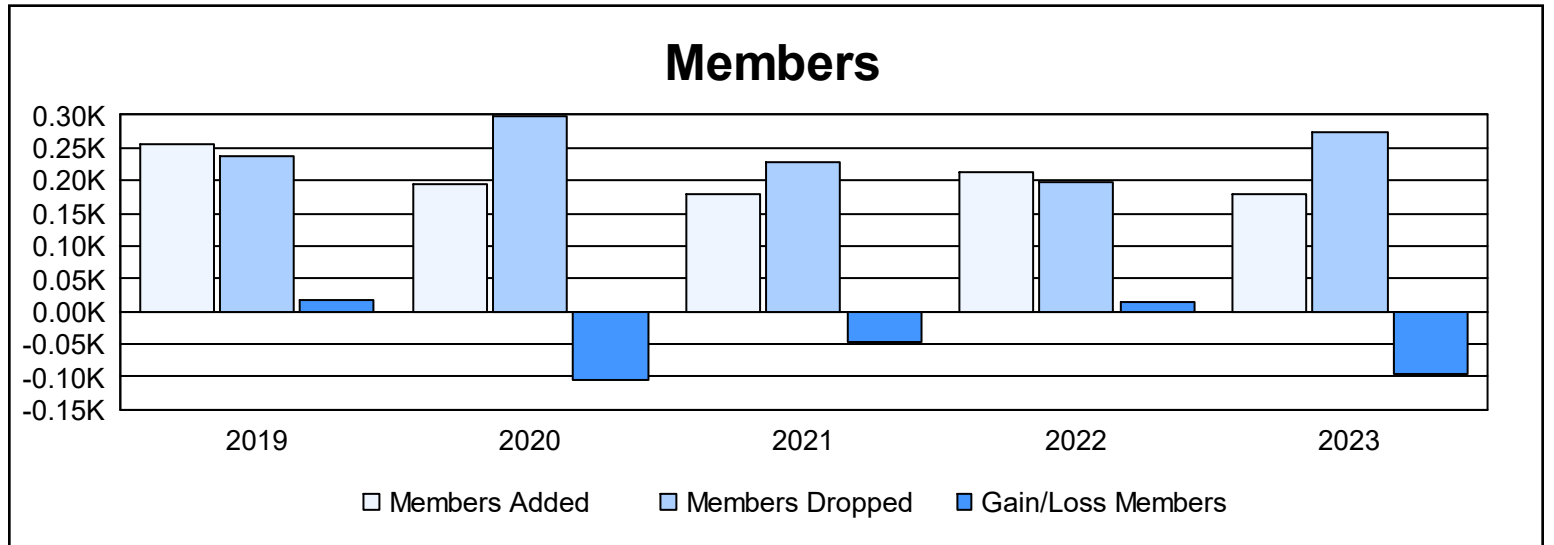
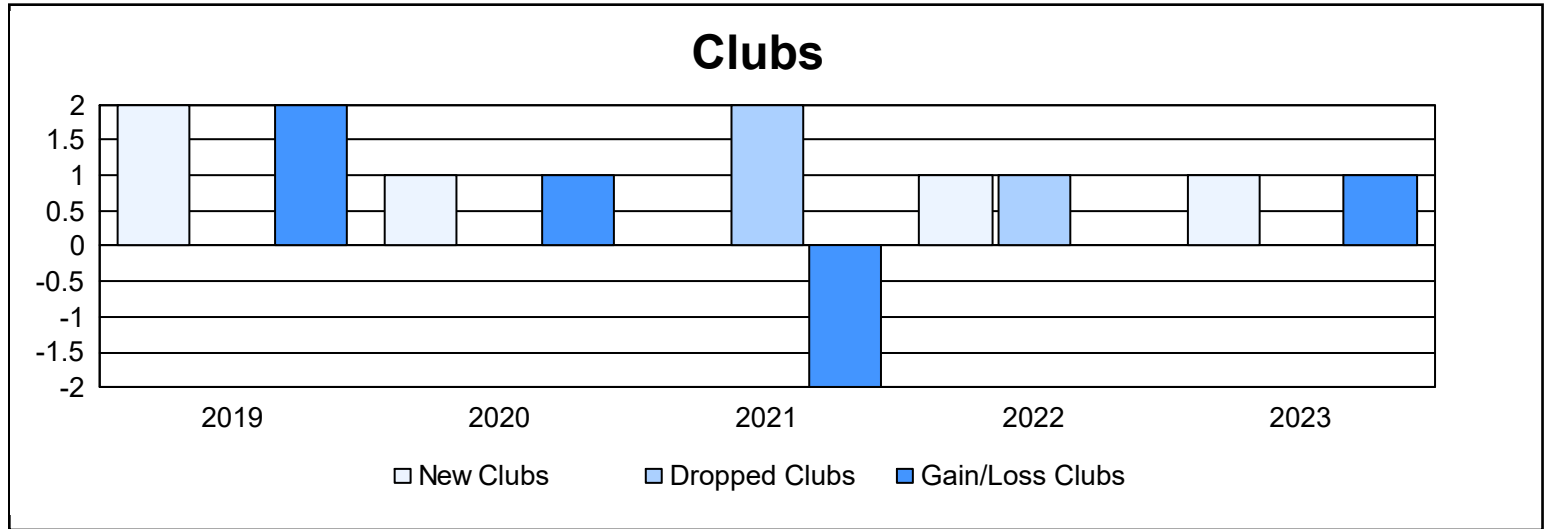
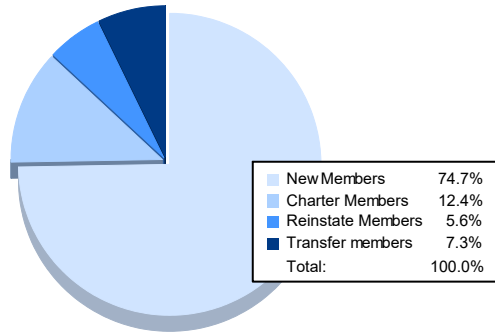


| Year | New Clubs | Dropped Clubs | Gain/ Loss Clubs | New Members | Charter Members | Reinstate Members | Transfer Members | Total Member Added | Total Members Dropped | Gain/ Loss Members |
|----------------|-----------|---------------|------------------|-------------|-----------------|-------------------|------------------|--------------------|-----------------------|--------------------|
| 2018-2019 | 2 | 0 | 2 | 182 | 61 | 5 | 8 | 256 | 238 | 18 |
| 2019-2020 | 1 | 0 | 1 | 144 | 32 | 8 | 11 | 195 | 299 | -104 |
| 2020-2021 | 0 | 2 | -2 | 152 | 5 | 10 | 13 | 180 | 227 | -47 |
| 2021-2022 | 1 | 1 | 0 | 158 | 32 | 11 | 12 | 213 | 199 | 14 |
| 2022-2023 | 1 | 0 | 1 | 133 | 22 | 10 | 13 | 178 | 273 | -95 |
| Average | 1 | 1 | 0 | 154 | 30 | 9 | 11 | 204 | 247 | -43 |



Membership Composition June 2023 Cumulative



Gender Composition June 2023 Cumulative

